



Olfactory receptor 5AR1 Polyclonal Antibody

Catalog No	YP-Ab-13584
Isotype	IgG
Reactivity	Human;Rat;Mouse;
Applications	WB;IF;ELISA
Gene Name	OR5AR1
Protein Name	Olfactory receptor 5AR1
Immunogen	The antiserum was produced against synthesized peptide derived from human OR5AR1. AA range:239-288
Specificity	Olfactory receptor 5AR1 Polyclonal Antibody detects endogenous levels of Olfactory receptor 5AR1 protein.
Formulation	Liquid in PBS containing 50% glycerol, 0.5% BSA and 0.02% sodium azide.
Source	Polyclonal, Rabbit,IgG
Purification	The antibody was affinity-purified from rabbit antiserum by affinity-chromatography using epitope-specific immunogen.
Dilution	Western Blot: 1/500 - 1/2000. Immunofluorescence: 1/200 - 1/1000. ELISA: 1/10000. Not yet tested in other applications.
Concentration	1 mg/ml
Purity	≥90%
Storage Stability	-20°C/1 year
Synonyms	OR5AR1; Olfactory receptor 5AR1; Olfactory receptor OR11-209
Observed Band	35kD
Cell Pathway	Cell membrane; Multi-pass membrane protein.
Tissue Specificity	
Function	function:Odorant receptor .,polymorphism:A stop codon in the gene coding for this protein at position Gln-19 is responsible for functional diversity thus producing a pseudogene.,similarity:Belongs to the G-protein coupled receptor 1 family.,
Background	Olfactory receptors interact with odorant molecules in the nose, to initiate a neuronal response that triggers the perception of a smell. The olfactory receptor proteins are members of a large family of G-protein-coupled receptors (GPCR) arising from single coding-exon genes. Olfactory receptors share a 7-transmembrane domain structure with many neurotransmitter and hormone receptors and are responsible for the recognition and G protein-mediated transduction of odorant signals. The olfactory receptor gene family is the largest in the genome. The nomenclature assigned to the olfactory receptor genes and proteins for this organism is independent of other organisms. This olfactory receptor gene is a segregating pseudogene, where some individuals have an allele that encodes a functional olfactory receptor, while other individuals have an



allele encoding a


matters needing attention

Avoid repeated freezing and thawing!

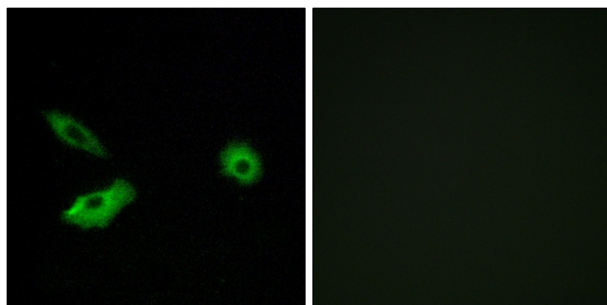
Usage suggestions

This product can be used in immunological reaction related experiments. For more information, please consult technical personnel.

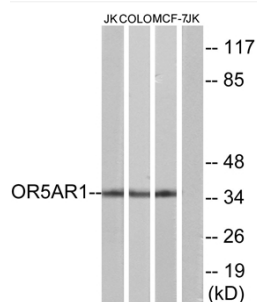
Products Images



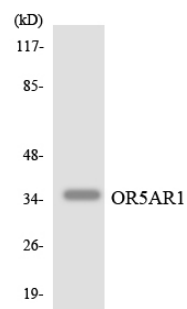
Western Blot analysis of Jurkat cells using Olfactory receptor 5AR1 Polyclonal Antibody



Immunofluorescence analysis of A549 cells, using OR5AR1 Antibody. The picture on the right is blocked with the synthesized peptide.



Western blot analysis of lysates from Jurkat, COLO, and MCF-7 cells, using OR5AR1 Antibody. The lane on the right is blocked with the synthesized peptide.



Western blot analysis of the lysates from HepG2 cells using OR5AR1 antibody.